

Roof hood

VHP



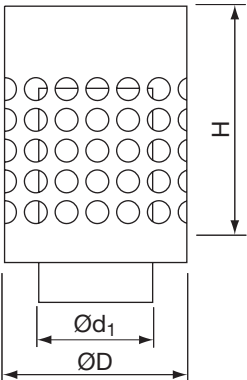
Description

The VHP hood has been specially developed to achieve an architecturally correct finish for exhaust or outdoor air intakes. The hood is as standard delivered in galvanised design, can also be delivered in grey VHPG, or other colours.

To achieve a smooth transition from duct to hood, a duct or roof transition (for example GISOL or GISOLP), with dimensions corresponding to ØD, can be selected as a connection to the hood (see alternative 1). VHP can also be mounted directly on a duct with a diameter of Ød₁ (see alternative 2).

Ød₁ = Nipple size
ØD = Joint-joint size (fits outside the duct)

Dimensions

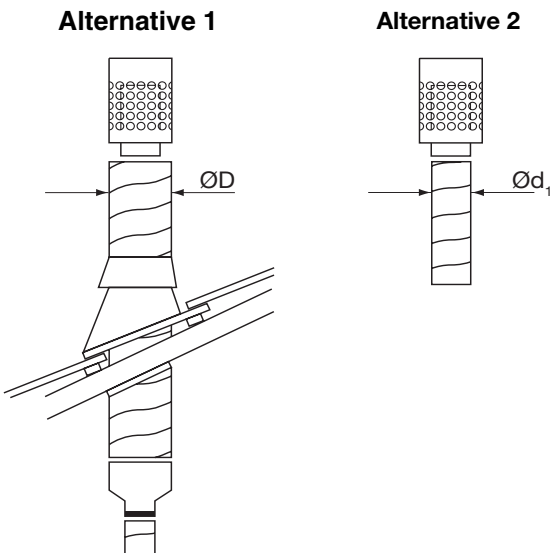


Ød ₁ nom	ØD mm	H mm	Free area m ²	m kg	*m ³ /h Flow inlet
100	224	190	0,029	1,20	175
125	250	190	0,037	1,50	270
160	280	190	0,047	2,00	430
200	315	315	0,092	3,80	690
250	400	315	0,117	5,20	1000
315	500	315	0,141	7,00	1600
355	500	470	0,219	9,00	2100
400	630	470	0,275	14,0	2600
450	630	470	0,275	15,0	3900
500	710	600	0,386	20,0	4200
630	800	725	0,583	30,0	5700
710	1000	725	0,725	40,0	7700
800	1250	725	0,905	52,0	10500

* Recommended maximum airflow when use of VHP as intake hood. H = building in measure.

Ordering example

	VHP	200	400	S
Product				
Dimension Ød ₁				
Dimension ØD				
Colour				

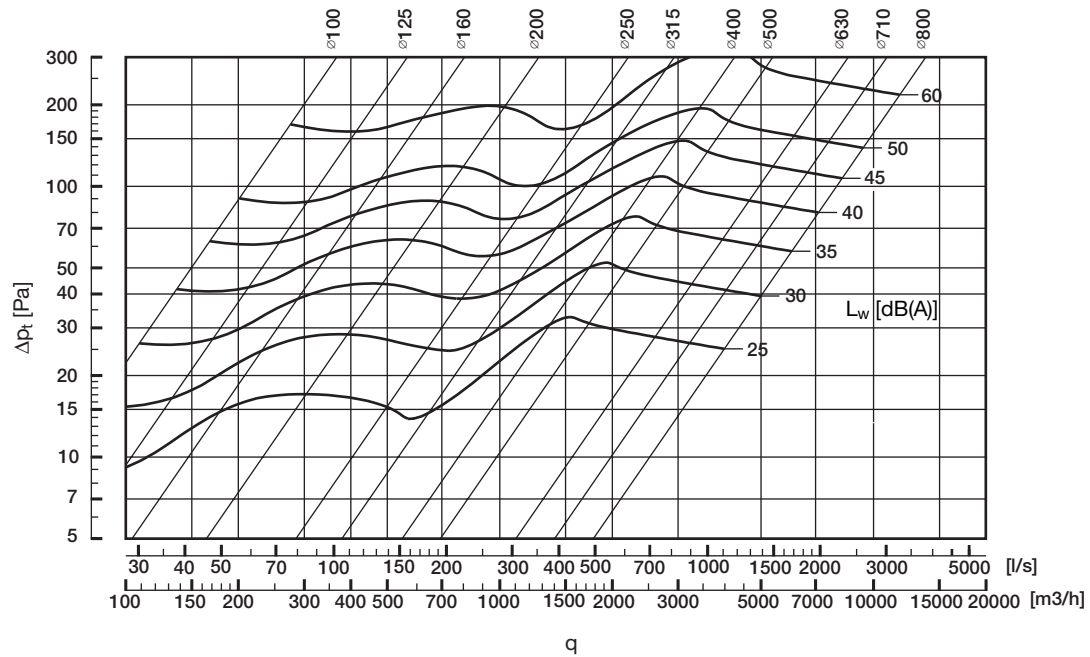


Roof hood

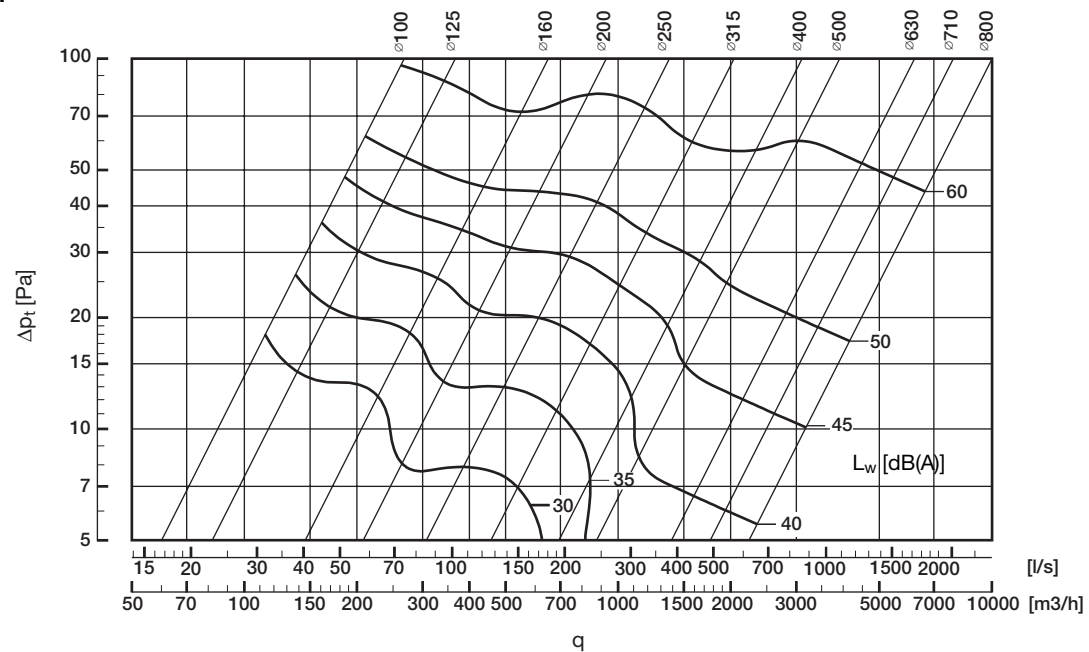
VHP


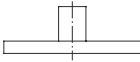










Technical data

Outdoor air



Exhaust air



Roof hood	<div>VHP</div> <div></div>							
Roof transition connection piece, upper					<div>TGR-OA</div> <div></div>	Sits around the roof transition		
Roof transition	SR	SRI	SRIP	<div>GISOL / GISOLP</div> <div></div>		<div>VHING / VHINP</div> <div></div>	Roof weather protection, outer	
					<div>TGR</div> <div></div>	<div>UG</div> <div></div>	Roof weather protection, inner	
						<div>MG / MGL</div> <div></div>	Vapour membrane	
						<div>SBG1</div> <div></div>	Roof transition fastener	
Roof transition connection piece, lower					<div>TGR-NA</div> <div></div>			
Ducting	<div>SR</div> <div></div>				<div>LKR</div> <div></div>			

This diagram shows principally all possible combinations of how the products can be joined together. Normally only one alternative is chosen and sometimes some options are omitted.

For some combinations the needed size of a product isn't presented in the catalogue. In these cases the size needed most often can be produced and delivered to order.